## Second diagram

Secondary wiring schematic diagram: full-automatic transfer

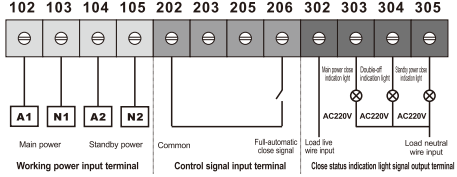


Secondary wiring schematic diagram: remote control electrical transfer

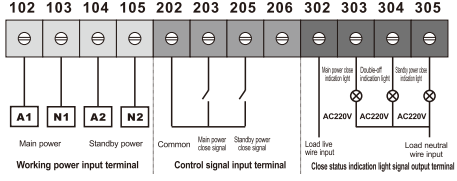


## Precautions

1. the plug of the charged plug controller is forbidden, otherwise the electric shock or the product will be damaged.
2. non professional personnel are prohibited from operation or maintenance , otherwise the danger of electric shock or damage to the product will be caused.
3.load capacity shall not exceed the rated capacity of the switch , otherwise the switch will be removed or burned.
4.The zero line (N) should not be connected to the phase line . The input of two circuit breakers must be the same. When the three-level circuit breaker is used , connect the common line power (NN) and backup neutral line (RN) 1 foot (N) , otherwise it will lead to switch damage , grounding should be reliable, to ensure safety
5.Do not install directly in outdoor work, otherwise it will shorten the service life or cause adverse reactions
6.Do not install directly in the place with conductive dust or wire intruding, otherwise it will cause damage to product or cause mechanical failure


**MANUFACTURER INFORMATION**

**JIANGSU AISIKAI ELECTRIC CO.,LTD**

Tel:+86-514-83872777 83872888
Fax:+86-514-83872000
Free service telephone:400-828 8338
Web:www.aisikai.cc
E-mail:aisikai@aisikai.cc
Factory Add:No.5 Chuangye Road,Contralized Industrial Park , Chenji Town,Yizheng City,Yangzhou

Official WeChat

Communication Information


AiSIKAI®
*Professional manufacture*

# SKQ1 SERIES AUTOMATIC TRANSFER SWITCH

**MANUAL V1.1**




# AUTOMATIC TRANSFER SWTCHES

## Product introduction

SKQ1 series CB class intelligent dual power automatic transfer switch (hereinafter referred to as ATS) is used for continuing power supply in emergency. The ATS is composed of molded case circuit breaker (hereinafter referred to as MCCB) and line controller. The core adopts the latest microprocessor control system. The ATS is electromagnetic compatibility designed, has high anti-interference performance, and can work long-term stably and reliably.

## Model code and meaning

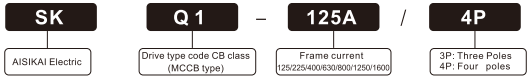


## Working environment

1.Ambient air temperature should be not higher than 40℃ and not lower than -5℃ . The 24 hours average temperature should not exceed +35℃ .

2.The relative humidity should not exceed 50% at 40℃. A higher relative humidity is allowed at lower temperature, but the possible condensation caused by temperature variation should be taken into consideration.

3.The altitude should not be higher than 2000m.

4.Installation category is Ⅳ.

5.The maximum inclination angle is 23 degrees.

6.Pollution level is Ⅲ.

## Main technical parameters

| | | SKQ1-125 | SKQ1-250 | SKQ1-400 |
|---|---|---|---|---|
| Usage category | | AC-33iB | | |
| Rated current Ie | | 63A、80A、100A、125A | 140A、160A、200A、225A | 400A |
| Rated working voltage Ue | | AC400V | | |
| Rated insulation voltage Ui | | 690V | | |
| Rated short time wishstand voltage Icw | | 10kA | 10kA | 12.6kA |
| Rated short-circuit making capacity Icm | | 17kA | 17kA | 25.2kA |
| Service Life | Mechanical | 10000 | | 5000 |
| | Electrical | 5000 | | 2500 |
| Pole numbers | | 3P、4P | | |
| Test operating cycles(seconds/time) | | 15s | | |
| Transfer time | | 1~99s(delay) | | |



| | | SKQ1-630 | SKQ1-800 | SKQ1-1600 |
|---|---|---|---|---|
| Usage category | | AC-33iB | | |
| Rated current Ie | | 400A、500A、630A | 630A、720A、800A | 1000A、1250A、1600A |
| Rated working voltage Ue | | AC400V | | |
| Rated insulation voltage Ui | | 690V | | |
| Rated short time wishstand voltage Icw | | 12.6kA | 12.6kA | 12.6kA |
| Rated short-circuit making capacity Icm | | 25.2kA | 25.2kA | 25.2kA |
| Service Life | Mechanical | 5000 | | |
| | Electrical | 2500 | | |
| Pole numbers | | 3P、4P | | |
| Test operating cycles(seconds/time) | | 15s | | |
| Transfer time | | 1~99s(delay) | | |

## Outline drawing and mounting dimensions.

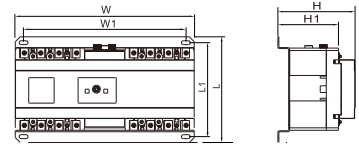


| Dimensions / Specifications | W | L | H1 | H | W1 | L1 |
|---|---|---|---|---|---|---|
| 125A/3P | 289 | 207 | 87 | 122 | 255 | 184 |
| 125A/4P | 317 | 210 | 87 | 122 | 278 | 184 |
| 225A/3P | 330 | 215 | 106 | 139 | 296 | 193 |
| 225A/4P | 365 | 215 | 104.5 | 139 | 332 | 193 |
| 400A/3P | 459 | 306 | 125 | 190 | 408 | 284 |
| 400A/4P | 507 | 306 | 125 | 190 | 456 | 284 |
| 630A/3P | 529 | 313.5 | 132 | 199.5 | 472 | 291 |
| 630A/4P | 587 | 313.5 | 132 | 199.5 | 530 | 291 |
| 800A/3P | 606 | 336 | 134.5 | 202 | 555 | 313 |
| 800A/4P | 675 | 336 | 134.5 | 202 | 623 | 313 |

# Installation Dimensions(1000~1600A)

## SKQ1-1250A-3P

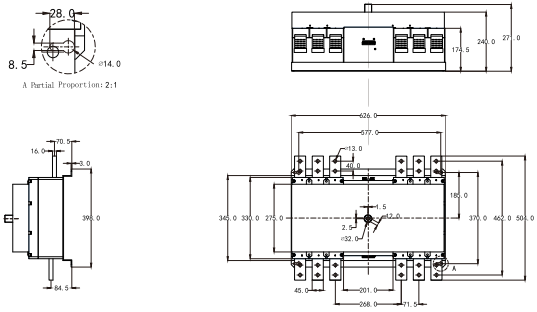


## SKQ1-1250A-4P

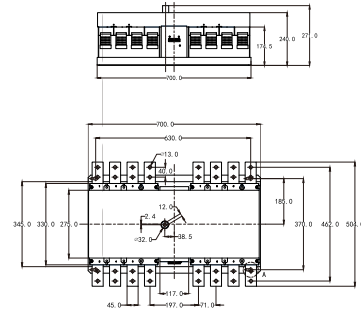


## SKQ1-1600A-3P

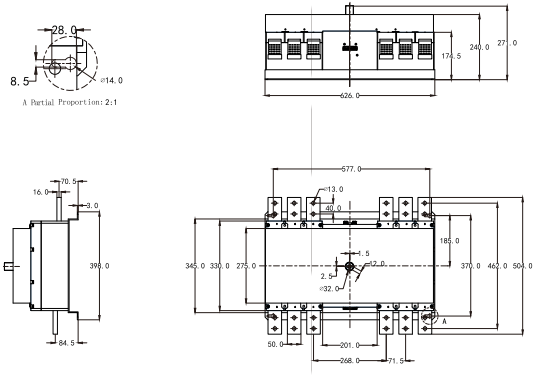


## SKQ1-1600A-4P

